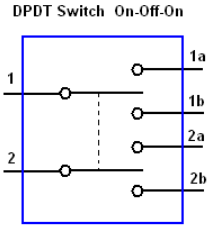


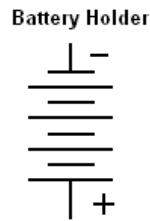

ACTUONIX Linear Actuator Accessories

Control Switch – DPDT Momentary Rocker Switch



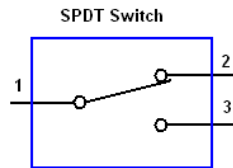

This small panel mount switch is used to reverse the polarity from your voltage supply, causing the actuator to reverse direction. It has six 0.187” quick connect terminals, and will fit in a 1/2” x 3/4” rectangular panel cutout. The switch has 3 positions, Extend – Off – Retract. CW-Industries # GRS-4023C-1300

Battery Case – 4 AA Cell Battery Holder



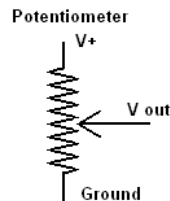

Will supply your actuator with approximately 6 volts DC when 4 AA batteries are installed. It has red and black wires approximately 6” long.

Limit Switch – SPDT Pushbutton Micro Limit Switch



This switch, when used in conjunction with a rectifier diode, allows the actuator to automatically stop when it is pressed. These external switches can be used to add limits to a -P actuator, or custom limits to a -S. It has three solder terminals. The mounting hole is for an M3 screw. Omron #D2HW-C201H

Potentiometer – Linear Slide 10kΩ Potentiometer



This linear potentiometer is used to create a variable voltage to input to the LAC board in order to command the actuators position. It has 3 solder terminals. Two terminals are the reference voltage which you must apply a fixed ground and 3.3 volts source. The third terminal is the output voltage which will vary between 0 and 3.3 volts depending on the position of the slide. Panasonic # EVA-JGTJ20B14

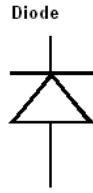


Actuonix Motion Devices Inc
580 Starling Lane
Victoria, BC, V9E 2A9
Canada

1 (206) 347-9684 phone
1 (888) 225-9198 toll-free
1 (206) 347-9684 fax

sales@actuonix.com
www.actuonix.com

Diode – Axial Rectifier Diode



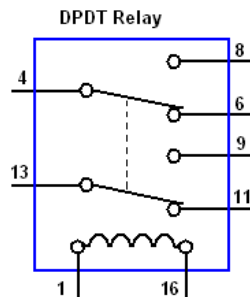

These diodes are used in combination with the Limit Switches to allow the actuator to reverse away from the end of stroke limit, once the limit has been reached. The diodes only allow current to flow in one direction. These diodes are rated at 2 Amps. Diodes Inc. # 2A03G-T

Fuse – PTC Resettable 0.5 Amp Axial Fuse



This fuse will help protect your circuit and actuator from short circuits and over heating. The fuse will trip when the current rises above 0.6 Amps, then will reset itself after it is allowed to cool down. The time it takes to trip will depend on the current drawn (see the Bourns Datasheet) These should be wired in series with your actuator, close to the power supply for the most protection. This fuse is sized for the PQ12, L12 and L16 actuators. Bourns # MF-R050

Relay – DPDT Single Coil Non-Latching Relay



This relay will allow you to drive an actuator without using a manual switch. Connect the two switch poles the same as the DPDT switch above, and then connect 12 volts across the coil to extend the actuator, then remove the power to retract. The relay has 8 solder pins to connect which are labeled on the bottom of the relay. The relay can handle 1 Amp of current. Tyco # V23105A5003A201